

**REPORT ON TEACHERS' FEEDBACK REGARDING DESIGN AND**  
**REVIEW OF CURRICULUM**  
**(2018-19)**



## **Result of Analysis of Teachers' Feedback Regarding Curriculum Academic (2018-19)**

The College aims to offer the best possible learning environment to the students in order to enable them to perform to their full potential. Teachers' feedback related to curriculum is very significant to enhance the quality of teaching and learning experience.

Feedback from teachers allows them the opportunity to comment on various aspects of curriculum. This provides the institution with valuable suggestions for further improvement of the curriculum, which can be forwarded to the university through various faculty members who are members of Board of Studies.

### **Methodology**

The feedback from teachers regarding curriculum was obtained through Structured Questionnaire which included six questions on various aspects of curriculum.

A sample of 50 teachers' feedback forms was randomly collected. A five point Likert scale has been used with weights assigned from 1 to 5 to different levels as follows:

1 = Strongly disagree

2 = Disagree

3 = Neutral

4 = Agree

5 = Strongly Agree

The range of each level is determined by the following formula:

(Highest point in Likert Scale- Lowest point in Likert Scale)/ Numbers of Level Used

Therefore      Range=  $(5-1)/5=4/5=0.8$

Hence,

Range for 'Strongly Disagree' is      1.0 to 1.8

Range for 'Disagree' is      1.8 to 2.6

Range for 'Neutral' is      2.6 to 3.4

Range for 'Agree' is      3.4 to 4.2

Range for 'Strongly Agree' is      4.2 to 5.0

## Data Analysis and Interpretation

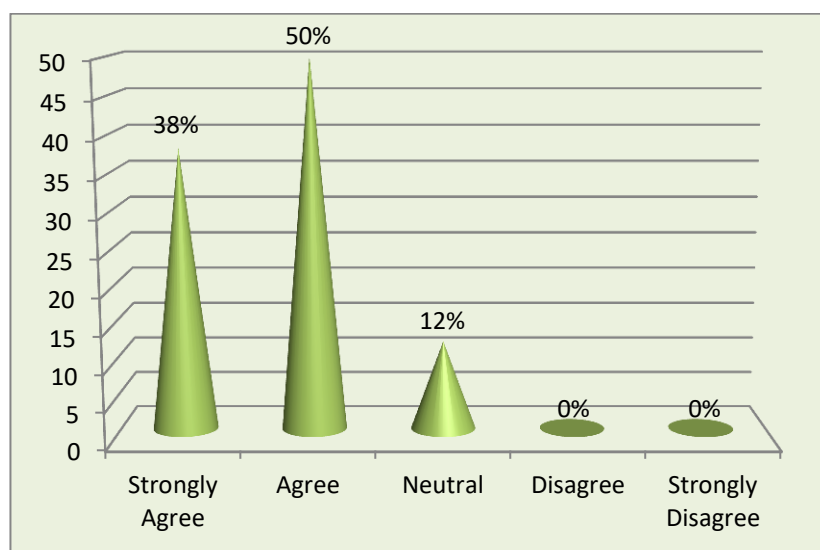
Following is the tabular analysis of each question showing number of teachers' responses on five point Likert scale, percentage of teachers' responses, weighted score and weighted mean score of each question.

**Question No: (1) The design of curriculum is appropriate to cover all the relevant topics for the assigned subject.**

**Table 1: Responses on coverage of all the relevant topics for the assigned subject in the design of curriculum**

Responses	Strongly Agree 5	Agree 4	Neutral 3	Disagree 2	Strongly Disagree 1	Total
Number of teachers	19	25	6	0	0	50
Percentage	38.00	50.00	12.00	0.00	0.00	100.00
Weighted Score	95	100	18	0	0	213
Weighted Mean Score						4.26

Table1 shows that out of 50 teachers surveyed, 19 i.e. 38% of teachers strongly agree that the design of curriculum is appropriate to cover all the relevant topics for the assigned subject, 25 i.e. 50% of teachers agree for the same, 6 i.e. 12% of teachers' views are neutral, no teacher disagrees and none of the teachers strongly disagree that the design of curriculum is appropriate to cover all the relevant topics for the assigned subject. The results to Question 1 are presented below in Clustered Cone chart as shown in Figure 1.



**Figure 1- Percentage of responses on coverage of all the relevant topics for the assigned subject in the design of curriculum**

Here, it is also observed that Weighted Mean Score of Question No. 1 is 4.26 which lies in the Likert range of 'Strongly Agree'. So, it can be concluded that there is strong agreement among teachers that the design of curriculum is appropriate to cover the relevant topics for the assigned subject.

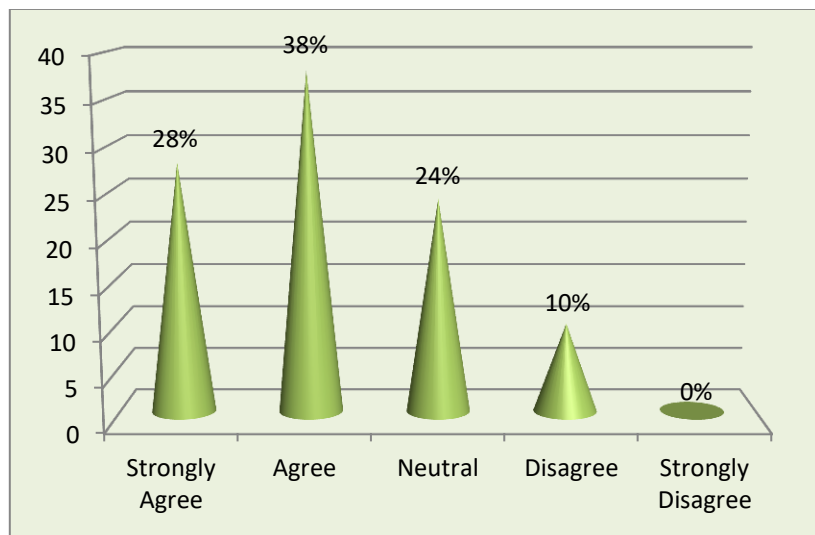
**Question No: (2) The syllabus is adequate to link gap between academic and industry/ employers in the current global scenario.**

**Table 2: Responses on adequacy of syllabus to link gap between academic and industry/ employers in the current global scenario**

Responses	Strongly Agree 5	Agree 4	Neutral 3	Disagree 2	Strongly Disagree 1	Total
Number of teachers	14	19	12	5	0	50
Percentage	28.00	38.00	24.00	10.00	0.00	100.00
Weighted Score	70	76	36	10	0	192
Weighted Mean Score						3.84

Table 2 shows that out of 50 teachers surveyed, 14 i.e. 28% of teachers strongly agree that the syllabus is adequate to link gap between academic and industry / employers in the current global scenario, 19 i.e. 38% of teachers agree for the same, 12 i.e. 24% of teachers' views are neutral, 5 i.e. 10% of teachers disagree and none of the teachers strongly disagree that the syllabus is adequate to link gap between academic and industry / employers in the current global scenario.

The results to Question 2 are presented below in Clustered Cone chart as shown in Figure 2.



**Figure 2 - Percentage of responses on adequacy of syllabus to link gap between academic and industry / employers in the current global scenario**

Here, it is also observed that Weighted Mean Score of Question No. 2 is 3.84 which lies in the Likert range of 'Strongly Agree'. So, it can be concluded that there is strong agreement among teachers that the syllabus is adequate to link gap between academic and industry / employers in the current global scenario.

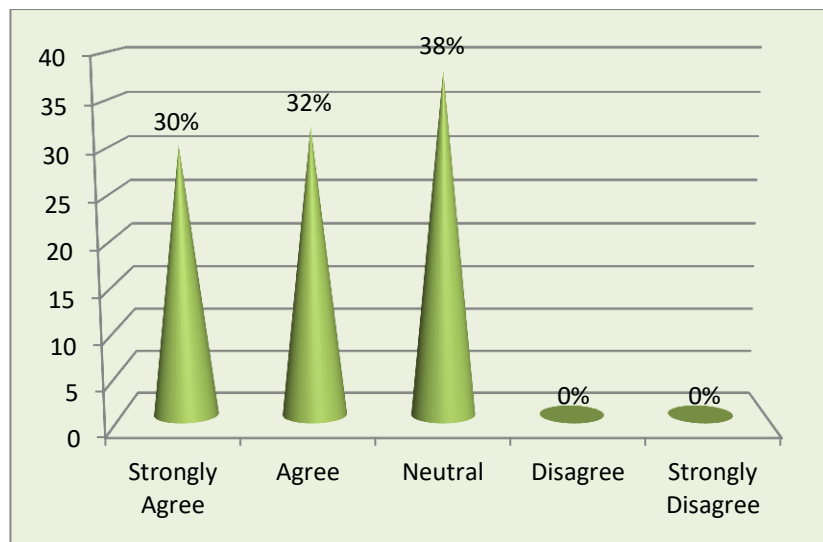
**Question No: (3) The designed curriculum is covered in the allotted time period effectively.**

**Table 3: Responses on coverage of the designed curriculum in the allotted time period effectively**

Responses	Strongly Agree 5	Agree 4	Neutral 3	Disagree 2	Strongly Disagree 1	Total
Number of teachers	15	16	19	0	0	50
Percentage	30.00	32.00	38.00	0.00	0.00	100.00
Weighted Score	75	64	57	0	0	196
Weighted Mean Score						3.92

Table 3 shows that out of 50 teachers surveyed, 15 i.e. 30% of teachers strongly agree that the designed curriculum is covered in the allotted time period effectively, 16 i.e. 32% of teachers agree for the same, 19 i.e. 38% of teachers' views are neutral, no teacher disagrees and none of the teachers strongly disagree that the designed curriculum is covered in the allotted time period effectively.

The results to Question 3 are presented below in Clustered Cone chart as shown in Figure 3.



**Figure 3 - Percentage of responses on coverage of the designed curriculum in the allotted time period effectively**

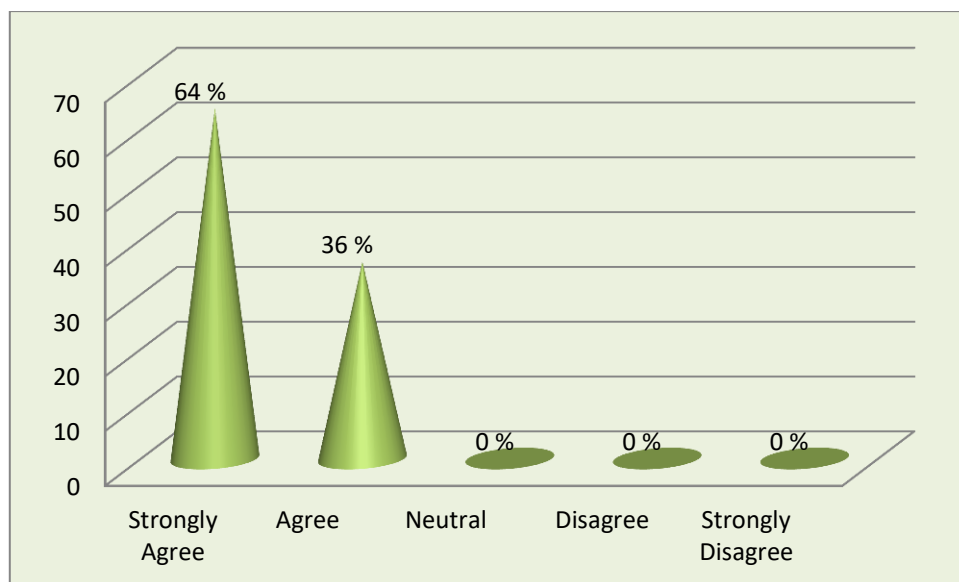
Here, it is also observed that Weighted Mean Score of Question No. 3 is 3.92 which lies in the Likert range of 'Strongly Agree'. So, it can be concluded that there is strong agreement among teachers that the designed curriculum is covered in the allotted time period effectively.

**Question No: (4) Sufficient books and reference material are available for the topics mentioned in curriculum in college library.**

**Table 4: Responses on the availability of sufficient books and reference material for the topics mentioned in curriculum in college library**

Responses	Strongly Agree 5	Agree 4	Neutral 3	Disagree 2	Strongly Disagree 1	Total
Number of teachers	32	18	0	0	0	50
Percentage	64	36	0	0	0	100
Weighted Score	160	72	0	0	0	232
Weighted Mean Score						4.64

Table 4 shows that out of 50 teachers surveyed, 32 i.e. 64% of teachers strongly agree that sufficient books and reference material are available for the topics mentioned in curriculum in college library, 18 i.e. 36 % of teachers agree for the same, none of teachers' views are neutral, no teacher disagrees and none of the teachers strongly disagree that sufficient books and reference material are available for the topics mentioned in curriculum in college library. The results to Question 4 are presented below in Clustered Cone chart as shown in Figure 4.



**Figure 4 - Percentage of responses on the availability of sufficient books and reference material for the topics mentioned in curriculum in college library**

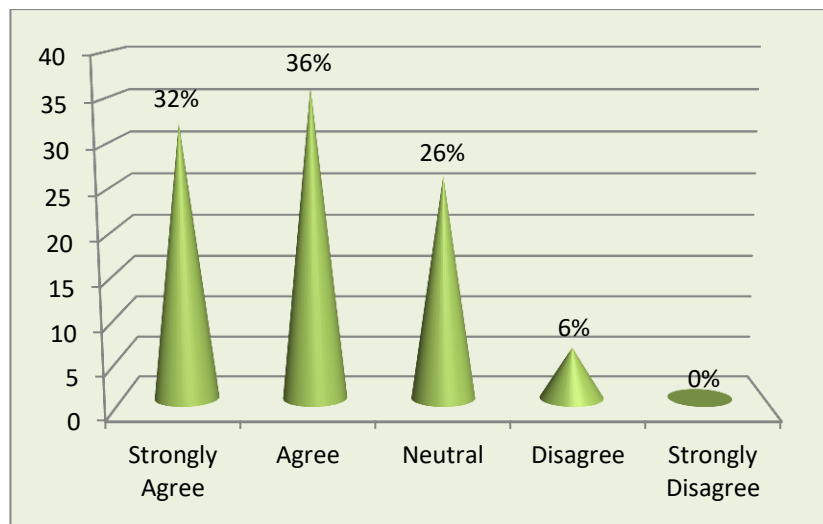
Here, it is also observed that Weighted Mean Score of Question No. 4 is 4.64 which lies in the Likert range of 'Strongly Agree'. So, it can be concluded that there is strong agreement among teachers that sufficient books and reference material are available for the topics mentioned in curriculum in college library.

**Question No: (5) Recent advancements are regularly upgraded and added in the curriculum.**

**Table 5: Responses on up gradation of recent advancements regularly in the curriculum**

Responses	Strongly Agree 5	Agree 4	Neutral 3	Disagree 2	Strongly Disagree 1	Total
Number of teachers	16	18	13	3	0	50
Percentage	32.00	36.00	26.00	6.00	0.00	100.00
Weighted Score	80	72	39	6	0	197
Weighted Mean Score						3.94

Table 5 shows that out of 50 teachers surveyed, 16 i.e. 32% of teachers strongly agree that recent advancements are regularly upgraded and added in the curriculum, 18 i.e. 36% of teachers agree for the same, 13 i.e. 26% of teachers' views are neutral, 3 i.e. 6% of teachers disagree and none of the teachers strongly disagree that recent advancements are regularly upgraded and added in the curriculum. The results to Question 5 are presented below in Clustered Cone chart as shown in Figure 5.



**Figure 5 - Percentage of responses on up gradation of recent advancements regularly in the curriculum**

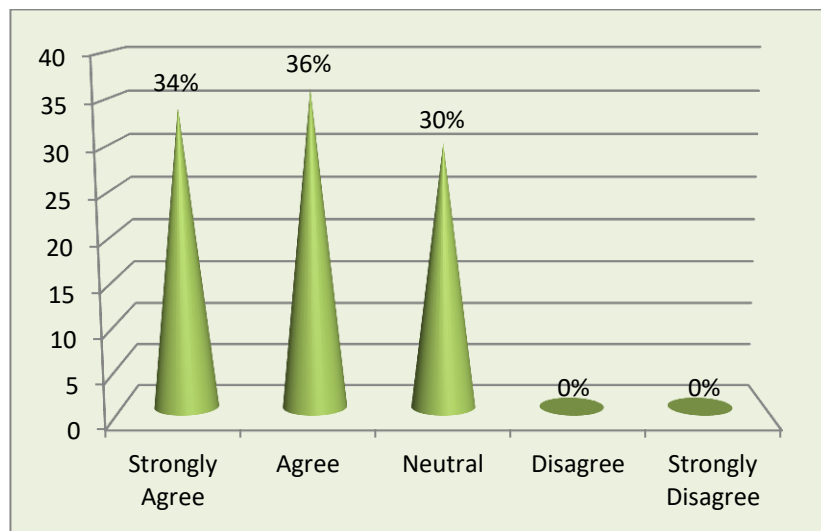
Here, it is also observed that Weighted Mean Score of Question No. 5 is 3.94 which lies in the Likert range of 'Strongly Agree'. So, it can be concluded that there is strong agreement among teachers that recent advancements are regularly upgraded and added in the curriculum.

**Question No: (6) The syllabus is structured to elucidate your teaching goals and learning outcome.**

**Table 6: Responses on structuring of the syllabus to elucidate teaching goals and learning outcomes**

<b>Responses</b>	<b>Strongly Agree 5</b>	<b>Agree 4</b>	<b>Neutral 3</b>	<b>Disagree 2</b>	<b>Strongly Disagree 1</b>	<b>Total</b>
<b>Number of teachers</b>	17	18	15	0	0	50
<b>Percentage</b>	34.00	36.00	30.00	0.00	0.00	100.00
<b>Weighted Score</b>	85	72	45	0	0	202
<b>Weighted Mean Score</b>						4.04

Table 6 shows that out of 50 teachers surveyed, 17 i.e. 34% of teachers strongly agree that the syllabus is structured to elucidate their teaching goals and learning outcome, 18 i.e. 36% of teachers agree for the same, 15 i.e. 30% of teachers' views are neutral, no teacher disagrees and none of the teachers strongly disagree that the syllabus is structured to elucidate their teaching goals and learning outcome. The results to Question 6 are presented below in Clustered Cone chart as shown in Figure 6.



**Figure 6 - Percentage of responses on structuring of the syllabus to elucidate teaching goals and learning outcomes**

Here, it is also observed that Weighted Mean Score of Question No. 6 is 4.04 which lies in the Likert range of 'Strongly Agree'. So, it can be concluded that there is strong agreement among teachers that the syllabus is structured to elucidate their teaching goals and learning outcome.

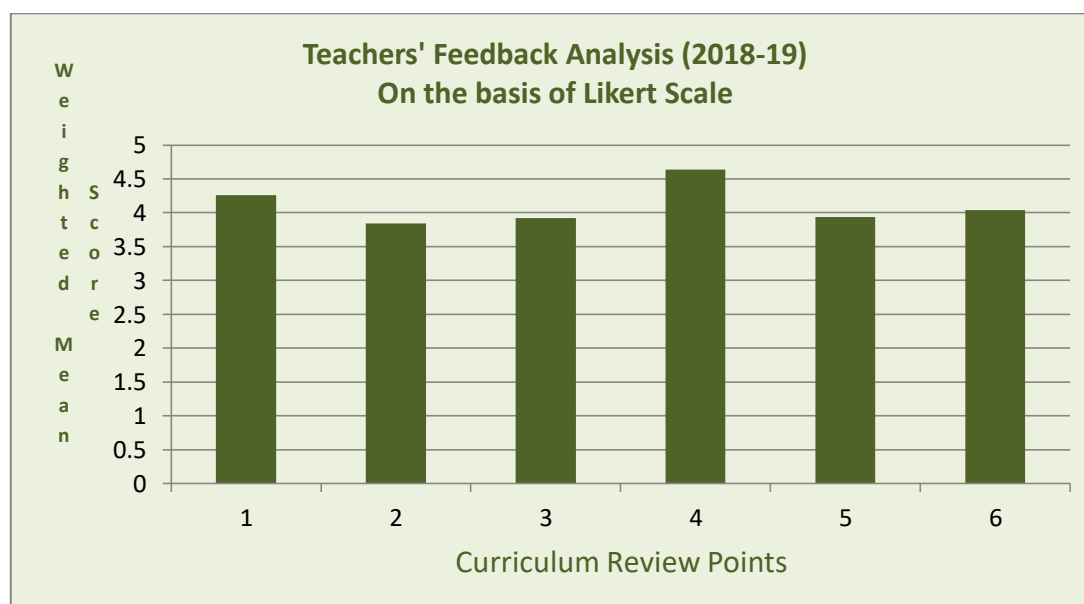


## Conclusion

Following table and diagram present weighted mean scores on various questions:

**Table 7: Weighted Mean Scores of questions**

Question No.	Statement of the Question	Weighted Mean Score
1.	The design of curriculum is appropriate to cover all the relevant topics for the assigned subject.	4.26
2.	The syllabus is adequate to link gap between academic and industry / employers in the current global scenario.	3.84
3.	The designed curriculum is covered in the allotted time period effectively.	3.92
4.	Sufficient books and reference material are available for the topics mentioned in curriculum in college library.	4.64
5.	Recent advancements are regularly upgraded and added in the curriculum.	3.94
6.	The syllabus is structured to elucidate your teaching goals and learning outcome.	4.04
Average of Weighted Mean Score = 4.03		



**Figure 7 - Weighted Mean Score**

Table 7 and Figure 7 show that the Average of Weighted Mean Score of all questions related to curriculum is 4.03 which lies between the Likert range of 3.4 to 4.2, that is the range for 'agree'. From this, it can be concluded that on an average, teachers agree that the curriculum, content and syllabus designed by the university and its future prospects are adequate, updated and relevant to present employment scenario and enhance the knowledge and skills of students.